

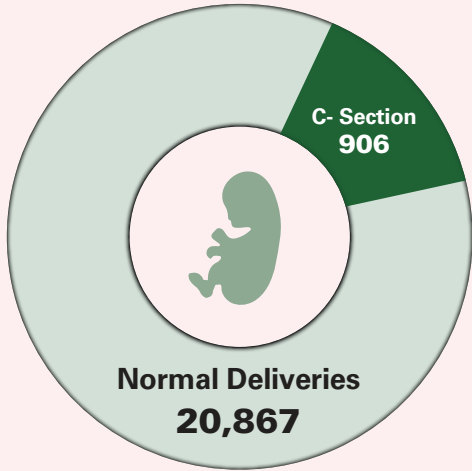




# MONTHLY REPORT FOR APRIL 2024



During the Report Month PPHI Sindh Provided the following **Free of Cost** Services





**Diagnostic Services**

**1.4 M Individual**



**Total Children Enrolled In EPI**

**8,829**



**Total Children Fully Immunized**

**9,483 Children**

**No. of Individuals Screened for HEP B, C**



**Hepatitis C**  
**184,432**

**Hepatitis B**  
**183,286**



**Vaccinated For Hepatitis**

**343,969 patients**

## Comparative Data for RHCs and Others between the months of Apr23 and Apr24

	RHCs				Others				Total	
Indicators	Apr-2023	Apr-2024	Difference	%	Apr-2023	Apr-2024	Difference	%	Apr-2023	Apr-2024
OPD	314,785	461,772	146,987	↑ 47%	2,030,581	2,541,037	510,456	↑ 25%	2,345,366	3,002,809
FP	5,353	8,587	3,234	↑ 60%	71,750	88,212	16,462	↑ 23%	77,103	96,799
ANC-1	7,473	10,511	3,038	↑ 41%	43,145	54,919	11,774	↑ 27%	50,618	65,430
NVD	2,209	2,760	551	↑ 25%	16,273	18,107	1,834	↑ 11%	18,482	20,867
C-Sections	647	906	259	↑ 40%	3	-	(3)	↓ 100%	650	906
Lab	138,326	201,683	63,357	↑ 46%	781,892	1,066,527	284,635	↑ 36%	920,218	1,268,210
Ultrasound	13,207	25,330	12,123	↑ 92%	44,864	65,895	21,031	↑ 47%	58,071	91,225
X-ray	3,398	6,918	3,520	↑ 104%	5,112	2,825	(2,287)	↓ 45%	8,510	9,743